



KATflow 200

Hand-Held Clamp-On Ultrasonic Flowmeter

INNOVATIVE. INTUITIVE. INTELLIGENT.

The KATflow 200 is a fully portable instrument with a power which is belied by its small size. This light-weight flowmeter is incredibly easy to use and can be operated one-handed which makes it an ideal tool for use in confined spaces or when working at height. The

KATflow 200 offers measurement performance normally associated with more complex and expensive devices and is complemented by the exceptional quality and robustness of the Katronic transducers.



Specification

- Pipe diameter range 10 mm to 6,500 mm
- Temperature range for sensors
-30 °C to +250 °C (-22 °F to +482 °F)
- Weight 650 g
- Robust IP 65 enclosure with added rubber shock protector
- Selectable three-line LCD display and full keypad
- Battery life up to 24 hours with standard NiMH AA batteries for simple replacement

Features

- Lightweight and tactile for easy one-handed use
- Stainless steel sensors, cable and connectors as standard
- Innovative installation wizard for quick and intuitive programming
- Full instrument diagnostics and scope function
- Large data logger and software for sampling and data transfer

Accessories

- Optional pipe wall thickness gauge
- Crush-proof IP 67 transport case or lightweight soft case
- Special waterproof solution available for harsh environmental conditions
- KATdata+ software for data evaluation

Applications

- Pump testing and inspection
- In-line flowmeter performance verification
- Leakage and blockage detection
- Clean in process system (CIP) testing
- Monitoring of hydraulic systems
- Clean room applications



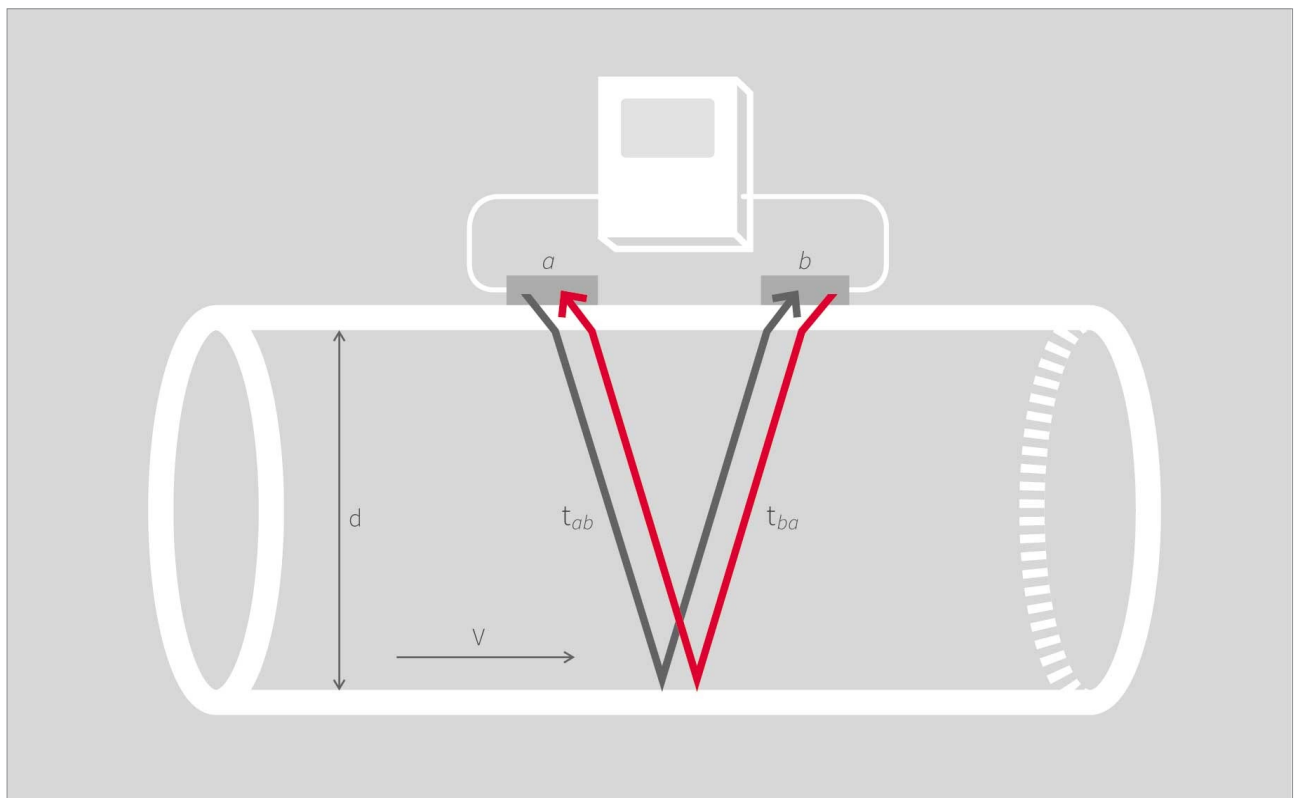
The Technology Behind the Measurement

The KATflow non-invasive flowmeters work on the transit time ultrasonic principle. This involves sending and receiving ultrasonic pulses from a pair of sensors and examining the time difference in the signal. Katronic uses clamp-on transducers that are mounted externally on the surface of the pipe and which generate pulses that pass through the pipe wall. The flowing liquid within causes time differences in the ultrasonic signals, which are then evaluated by the flowmeter to produce an accurate flow measurement.

The key principle of the method applied is that sound waves travelling with the flow will move faster than those travelling against it. The difference in the transit

time of these signals is proportional to the flow velocity of the liquid and consequently the flow rate.

Since elements such as flow profile, type of liquid and pipe material will have an effect on the measurement, the flowmeter compensates for and adapts to changes in the medium in order to provide reliable results. The instruments can be used in a variety of locations, from measurements on submarines to installations on systems destined for use in space, and on process fluids as different as purified water in the pharmaceutical sector and toxic chemical effluent. The flowmeters will operate on various pipe materials and diameters over a range of 10 mm to 6,500 mm.



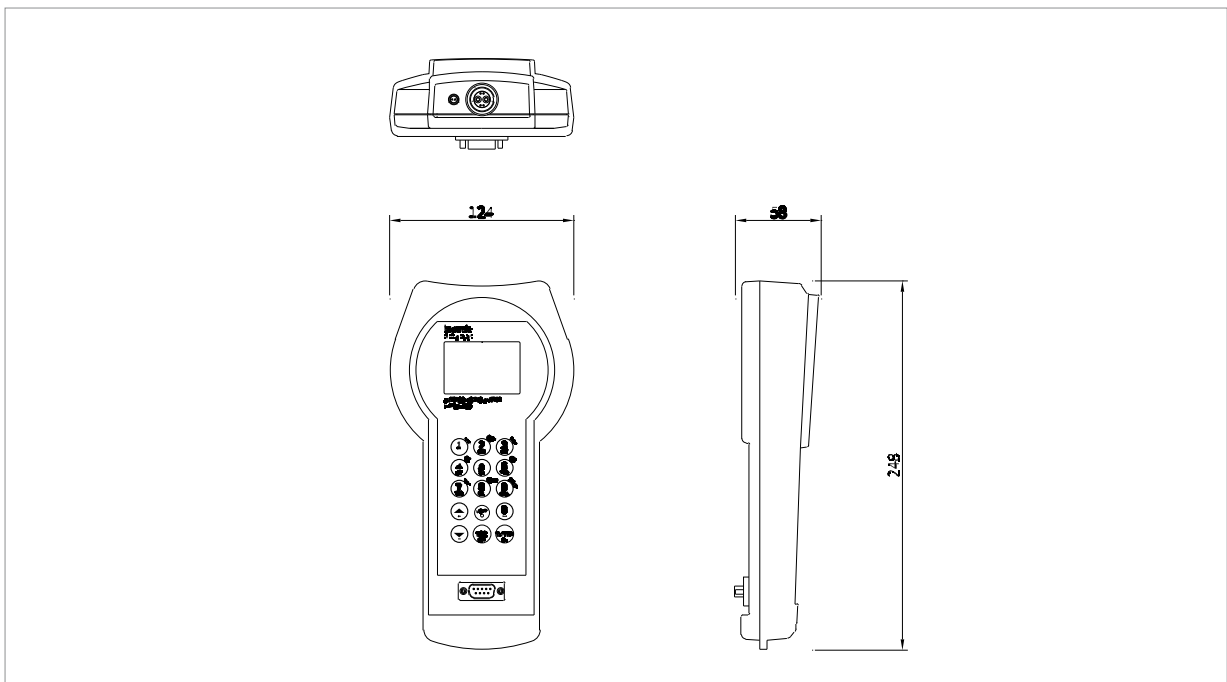
Sensors a and b work alternately to send and receive ultrasonic pulses. The sound waves ab travelling with the flow move faster than those travelling against it ba .

Technical Data: Flowmeter

Performance

Measurement principle	Ultrasonic transit-time difference
Flow velocity range	0.01 ... 25 m/s
Resolution	0.25 mm/s
Repeatability	0.15 % of measured value, ± 0.015 m/s
Accuracy	Volume flow: $\pm 1 \dots 3$ % of measured value depending on application ± 0.5 % of measured value with process calibration Flow velocity (mean): ± 0.5 % of measured value
Turn down ratio	1/100 (equivalent to 0.25 ... 25 m/s)
Measurement rate	1 Hz (standard)
Response time	1 s
Damping of displayed value	0 ... 99 s (selectable by user)
Gaseous and solid content of liquid media	< 10 % of volume

Images



KATflow 200 (dimensions in mm)

General

Enclosure type	Hand-held
Degree of protection	IP 65 according to EN 60529
Operating temperature	-10 ... +60 °C (+14 ... +140 °F)
Housing material	ABS (UL 94 HB)
Measurement channels	1
Power supply	Internal rechargeable batteries: 4 x NiMH AA 2850 mAh Power adapter: 100 ... 240 V AC input, 9 V DC output External battery pack: 12 V 105 Ah, 25 kg (optional)
Operating time	Up to 24 h with fully charged internal batteries
Display	LCD graphic display, 128 x 64 dots, backlit
Dimensions	228 (h) x 72/124 (w) x 58 (d) mm (without cable glands)
Weight	Approx. 650 g
Power consumption	< 3 W
Operating languages	English, French, German, Dutch, Spanish, Italian, Russian, Czech, Turkish, Romanian (others on request)

Communication

Type	RS 232, USB cable (optional)
Transmitted data	Measured and totalised value, parameter set and configuration, logged data

Images



KATflow 200 in crush-proof IP 67 transport case



KATflow 200 in operation

Internal data logger

Storage capacity	Approx. 30,000 measurements (each comprising up to 10 selectable measurement units), logger size 5 MB Approx. 100,000 measurements (each comprising up to 10 selectable measurement units), logger size 16 MB
Logged data	All measured and totalised values, parameter sets

KATdata+ software

Functionality	Download of measured values/parameter sets, graphical presentation, list format, export to third party software, online transfer of measured data
Operating systems	Windows 8, 7, Vista, XP, NT, 2000 Linux

Quantity and units of measurement

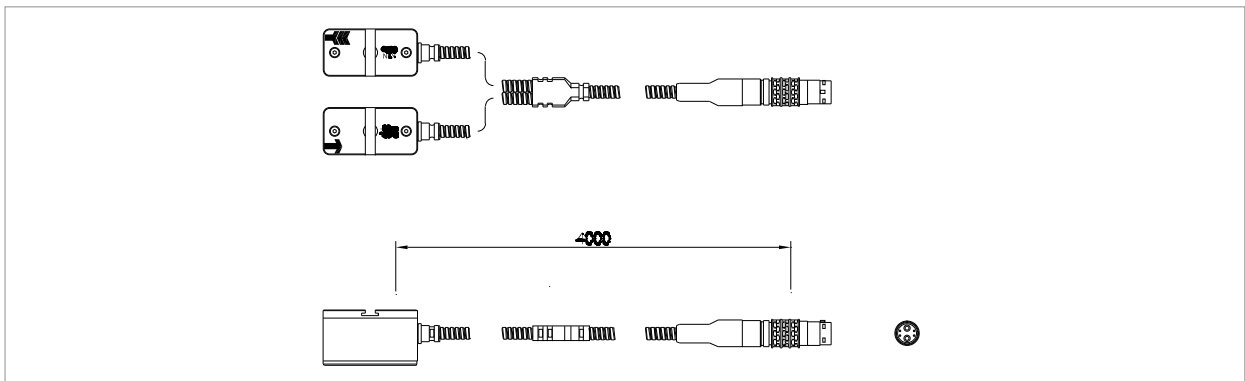
Volumetric flow rate	m ³ /h, m ³ /min, m ³ /s, l/h, l/min, l/s USgal/h (US gallons per hour), USgal/min, USgal/s bbl/d (barrels per day), bbl/h, bbl/min
Flow velocity	m/s, ft/s, inch/s
Mass flow rate	g/s, t/h, kg/h, kg/min
Volume	m ³ , l, gal (US gallons), bbl
Mass	g, kg, t

Technical Data: Transducers

K1L, K1N, K1E

Pipe diameter range	50 ... 3,000 mm for type K1N/E 50 ... 6,500 mm for type K1L
Dimensions of sensor heads	60 (h) x 30 (w) x 34 (d) mm
Material of sensor heads	Stainless steel
Material of cable conduits	Type K1L: PVC Type K1N/E: Stainless steel
Temperature range	Type K1L: -30 ... +80 °C (-22 ... +176 °F) Type K1N: -30 ... +130 °C (-22 ... +266 °F) Type K1E: -30 ... +250 °C (-22 ... +392 °F) (for short periods up to +300 °C (+572 °F))
Degree of protection	IP 66 according to EN 60529 (IP 67 and IP 68 on request)
Standard cable lengths	Type K1L: 5.0 m Type K1N/E: 4.0 m

Images



K1N/E transducers



K1L transducers

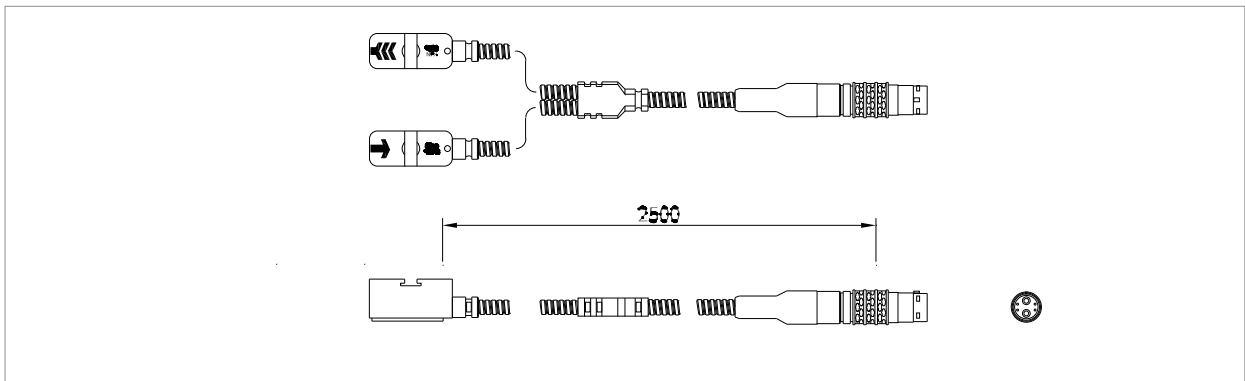


K1N/E transducers with ODU/LEMO connector

K4L, K4N, K4E

Pipe diameter range	10 ... 250 mm for type K4N/E 10 ... 250 mm for type K4L
Dimensions of sensor heads	43 (h) x 18 (w) x 22 (d) mm
Material of sensor heads	Stainless steel
Material of cable conduits	Type K4L: PVC Type K4N/E: Stainless steel
Temperature range	Type K4L: -30 ... +80 °C (-22 ... +176 °F) Type K4N: -30 ... +130 °C (-22 ... +266 °F) Type K4E: -30 ... +200 °C (-22 ... +392 °F) (for short periods up to +300 °C (+572 °F))
Degree of protection	IP 66 according to EN 60529 (IP 67 and IP 68 on request)
Standard cable lengths	Type K4L: 5.0 m Type K4N/E: 2.5 m

Images



K4N/E transducers



K4N/E transducers with ODU/LEMO connector



K4L transducers

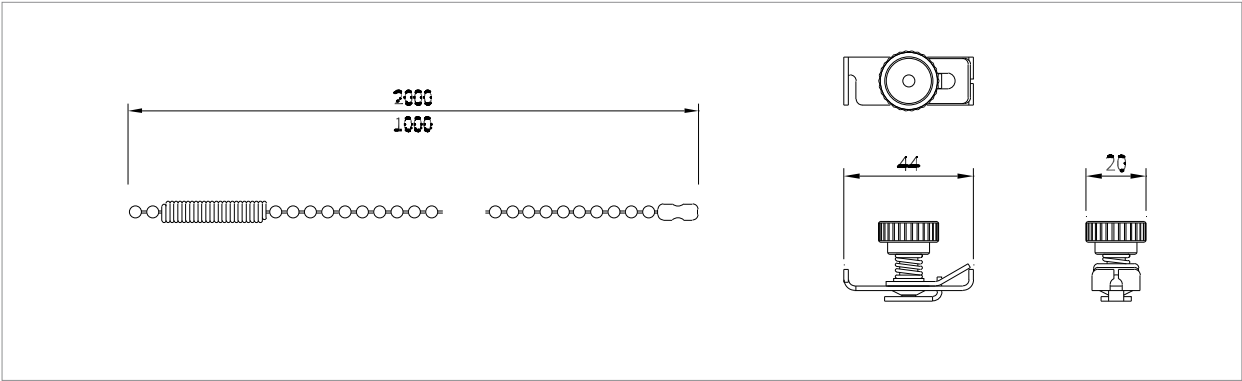
Technical Data: Transducer Mounting Accessories

General

Diameter range and mounting types

- Clamping set (metal strap with screw), stainless steel: DN 10 ... DN 40
- Clips and chains, chain length 1 m, stainless steel: DN 15 ... DN 310
- Clips and chains, chain length 2 m, stainless steel: DN 25 ... DN 600
- Clips and chains, chain length 4 m (2 x 2 m), stainless steel: DN 25 ... DN 1,200
- Textile tension straps, up to 15 m in length DN 1,000 ... DN 3,000 (6,500)


Images



Mounting clip and chains for use with portable flowmeter



Mounting clip



Transducers mounted using chains and clips

General

Diameter range and mounting types

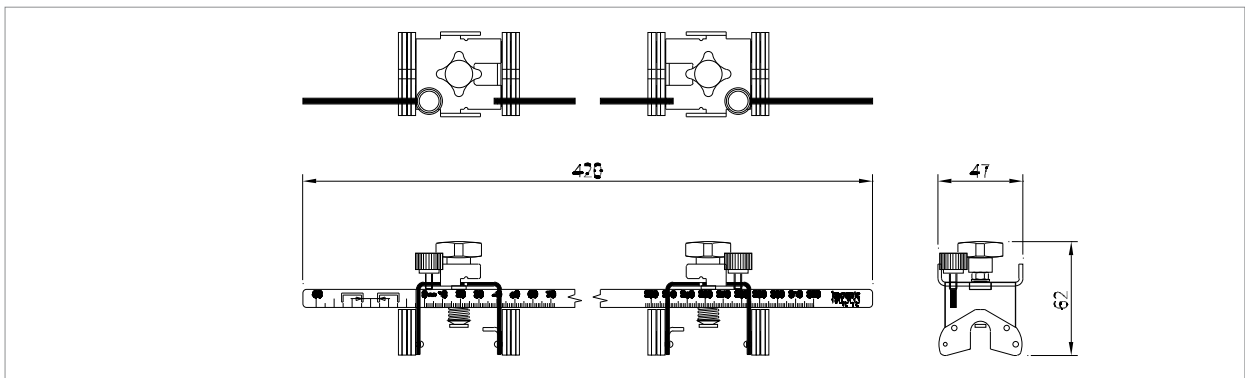
Mounting fixture, rail and magnets (for type K4)
DN 10 ... DN 250

Mounting fixture, rail and magnets (for type K1)
DN 50 ... DN 3,000


Mounting fixture for flexible hoses

Custom made mounting bracket, stainless steel
(available on request)


Images



Mounting fixture, rail and magnets



Mounting fixture, rail and magnets



Example of mounting fixture for flexible hoses

Technical Data: Wall Thickness Gauges (optional)

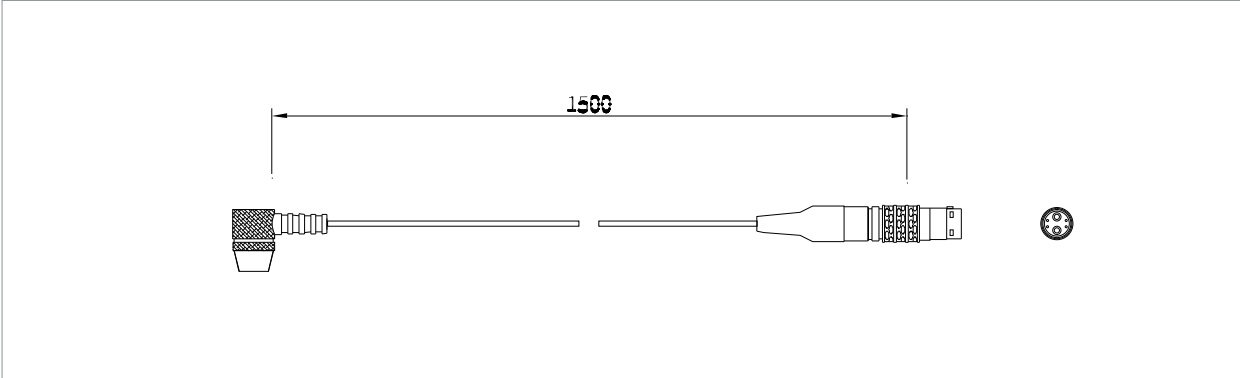
Wall thickness gauge NT

Temperature range	-20 ... +60 °C (-4 ... +140 °F)
Measuring range	1.0 ... 200 mm
Resolution	0.01 mm
Linearity	0.1 mm
Cable length	1.5 m

Wall thickness gauge HT

Temperature range	0 ... +500 °C (+32 ... +932 °F)
Measuring range	1.0 ... 200 mm
Resolution	0.01 mm
Linearity	0.1 mm
Cable length	1.5 m


Images



Wall thickness gauge NT



Wall thickness gauge NT in use (alternative design)



Wall thickness gauge HT in use

Technical Data: Transport Accessories

Crush-proof transport case

Dimensions (external)	190 (h) x 480 (w) x 385 (d) mm
Weight (empty)	3.71 kg
Degree of protection	IP 67 according to EN 60529
Outside material	Polypropylene/resin compound
Inside material	High-density polyurethane foam

Soft transport case

Dimensions (external)	240 (h) x 350 (w) x 180 (d) mm
Weight (empty)	500 g
Degree of protection	No IP rating
Outside material	Nylon
Inside material	Nylon

Images



Crush-proof IP 67 transport case



KATflow 200 soft transport case

Configuration Code: Flowmeter and Accessories

KF 200	Hand-held KATflow 200, one measurement channel, serial interface RS 232, operating instructions
Configuration	
0	Basic unit without accessories
1	With crush-proof transport case IP 67, power adapter/battery charging unit, measuring tape
2	With soft case, power adapter/battery charging unit, measuring tape
Internal code	
03	Internal code
Power adapter	
0	Without
1	UK
2	US
3	Europe
4	Australia
Z	Special (please specify)
Degree of protection	
1	IP 65 (standard)
2	IP 67 (transport case with external transducer connections)
Z	Special (please specify)
Internal data logger	
0	Without
1	30,000 measurements, KATdata+ download software, RS 232 cable
2	30,000 measurements, KATdata+ download software, USB cable
3	100,000 measurements, KATdata+ download software, RS 232 cable
4	100,000 measurements, KATdata+ download software, USB cable
Wall thickness measurement	
0	Without
2	Wall thickness gauge NT
3	Wall thickness gauge HT
Optional items	
	Without (leave space blank)
BA	Spare battery set and external battery charging unit
BP	External battery pack for long-term power supply
Z	Special (please specify)

KF 200 - **1** - **03-1** - **1** - **1** - **0** / (example configuration)

The configuration is customised by choosing from the above-listed options and is expressed by the resulting code at the bottom of the table.

Configuration Code: Transducers and Accessories

K1	Transducer pair, pipe diameter range 50 ... 3,000 mm
K4	Transducer pair, pipe diameter range 10 ... 250 mm
Z	Special (please consult factory)
Temperature range	
L	Process temperature -30 ... +80 °C, including acoustic coupling paste (for use with connection type PJ)
N	Process temperature -30 ... +130 °C, including acoustic coupling paste
E	Process temperature -30 ... +250 °C, including acoustic coupling paste
Z	Special (please consult factory)
Internal code	
1	Internal code
Degree of protection	
1	IP 66 (standard)
2	IP 67 (please consult factory)
3	IP 68 (please consult factory)
Z	Special (please specify)
Transducer mounting accessories	
00	Without
30	Clamping set DN 10 ... 40
40	Clips and chains DN 15 ... 310
50	Clips and chains DN 25 ... 600
60	Clips and chains DN 25 ... 1200
70	Textile tension straps DN 1,000 ... 6500
80	Mounting fixture, rail and magnets DN 10 ... 250 (optional for transducer type K4)
90	Mounting fixture, rail and magnets DN 50 ... 3,000 (optional for transducer type K1)
Z	Special (please consult factory)
Transducer connection and extension cables	
P	ODU/LEMO transducer plug
PJ	ODU/LEMO transducer plug with junction box (transducer type L)
Extension cables	
E000	Without
E005	With extension cable, 5 m length
E010	With extension cable, 10 m length
E___	With extension cable (specify length in m)
Z	Special (please specify)
Optional items	
	Without (leave space blank)
CA	5-point calibration with certificate

K1 **N** - **1** - **1** - **50** - **P** **E000** / (example configuration)

The configuration is customised by choosing from the above-listed options and is expressed by the resulting code at the bottom of the table.